




Kennel & Turf Care

Floor Cleaner, Synthetic Pet Turf
Cleaner & Drain Maintainer



V97 ProFoam 2 Foam Gun. Which Tip Do I Use?

For Light Duty Cleaning



For Medium Duty Cleaning



For Heavy Duty Cleaning

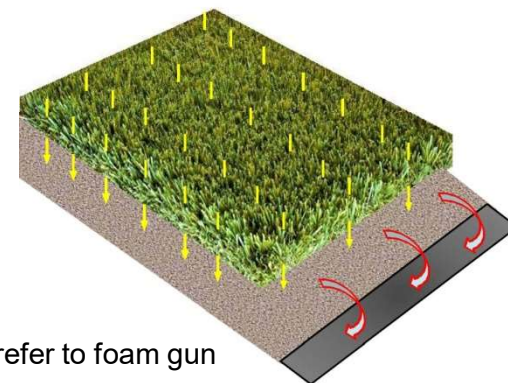


V97 ProFoam 2
Foam Gun

www.provetlogic.com

Turf Cleaning Protocol

A kennel, dog run or play area synthetic surface can be made up of a variety of complex textures, cracks and crevices, becoming a magnet for soils. This is a perfect environment for the “**HOST**”, or odor and disease causing microorganisms to migrate and multiply. Soiled turf, concrete and other porous surfaces invite a multitude of negative impressions related to cleanliness, hygiene, and safety.



1. Remove all animals, toys, feeding and water dishes from the immediate area.
2. Remove and discard all heavy soil, including animal feces.
3. Remove sprayer cap and fill reservoir tank with full-strength Kennel Care.
4. Insert desired dilution tip (refer to foam gun instructions) and reapply sprayer cap.
5. Attach sprayer to water source and turn on water.
6. Starting from the farthest area away from the entrance and walking backwards, apply the foam in a side-to-side motion.
7. Apply the foam solution at least 12” up vertical surfaces including wood fences, exercise platforms, furniture, etc.
8. Agitate stained areas using a synthetic bristle deck brush.
9. Allow the solution to stand for 3 to 5 minutes.
10. Remove sprayer from foam gun tank and thoroughly rinse the surface into the direction of drain.
11. Remove all standing puddles before reintroducing animals to the area. It is safe to place animals on damp turf.
12. Although Kennel Care is nontoxic, rinse all toys, feeding and water dishes that may have come in contact with the solution.
13. For landscape chips, dirt, sand and other porous substrates apply as directed, but do not rinse surface.

NOTE: The surface odor may increase following the **first application** and require a second treatment to remove old, imbedded organic matter.



Phone: 800.544.0439
Fax: 706.272.3399
www.grass-tex.com

ProVetLogic

Professional

making the animal world a better place



Helps to control
odors and maintain
drain flow!

Kennel & Turf Care

Bioenzymatic Floor Cleaner,
Pet Turf Cleaner, Deodorizer
& Drain Maintainer

A kennel, dog run or play area surface can be made up of a variety of complex textures, cracks and crevices, becoming a magnet for soils. This is the perfect environment for the “HOST”, or odor and disease causing microorganisms to migrate and multiply. Soiled synthetic turf, concrete and other porous surfaces invite a multitude of negative impressions related to cleanliness, hygiene and safety. **Kennel Care** by ProVetLogic is a high performance, bacterial-enriched floor cleaner, synthetic pet turf cleaner, odor eliminator, organic waste degrader and floor drain maintainer.



- **Degrades Organic Matter**
- **Controls Toxic Ammonia**
- **Veterinarian Approved**
- **Environmentally Friendly**
- **GHS Compliant**
- **Economic Concentrate**
- **Nontoxic**
- **Deep Cleaning Action**
- **Pleasant Smelling**

Kennel & Turf Care

Bioenzymatic Floor Cleaner, Pet Turf Cleaner, Deodorizer & Drain Maintainer



The Global Harmonization
System of Classification
and Labeling

Kennel Care is the perfect solution for use in the following areas:

Commercial Kennels	Veterinary Hospitals	Grooming Shops
Retail Pet Stores	Canine Training Facilities	Restrooms
Commercial Kitchens	Exterior Dog Runs	Dog Play Areas

Kennel & Turf Care is most effective when applied using the **ProVetLogic Pro-Foam 2** product dilution, application and rinse system. The solution can also be applied using a mop, brush, pump-up sprayer or automatic scrubber.

CLEANING DIRECTIONS:

For Light Duty Floor Cleaning: Dilute 2 ounces of product per gallon of water, apply to surface, allow to dwell for 3 to 5 minutes and agitate if needed. No rinse required.

For Medium Duty Floor Cleaning: Dilute 4 ounces per gallon of water, apply to surface, allow to dwell for 3 to 5 minutes and agitate if needed. Rinse thoroughly with clean water.

For Heavy Duty Floor Cleaning: Dilute 8 ounces per gallon of water, apply to surface, allow to dwell for 3 to 5 minutes and agitate if needed. Rinse thoroughly with clean water.

For Synthetic Pet Turf Cleaning: Dilute 2 to 4 ounces, apply to the surface, allow to dwell for 3 to 5 minutes, agitate if needed and rinse thoroughly to ensure that solution gets under the turf and into the substrate.

To Help Maintain Floor Drains: Direct the solution towards the floor drain using spray and/or squeegee.



Add concentrate to foam gun



Remove and discard solid waste



Apply solution to the surface



After 3 to 5 minutes, rinse surface

PRODUCT SPECIFICATIONS

Color:	Green	Odor:	Fresh Linen
pH:	9.0 – 10.0	Viscosity:	Water thin
Foam:	Moderate	Phosphate:	None
Solubility:	Complete	Emulsification:	Excellent
Detergency:	Excellent	Rinsability:	Excellent
Flash Point:	None	Biodegradability:	Complete
Storage/Stability:	1 year	Freeze/Thaw Stability:	Keep from freezing

Available Sizes:

V01-.5MN	V01-14MN	V97 Foam Gun
2/5 Gallon	4/1 Gallon	EACH



Phone: 800.544.0439 – Fax: 706.272.3399 – www.grass-tex.com

ProGienics

Carpet Deodorizer & Hard Surface Disinfectant

ONE-STEP

Cleaner-Disinfectant-Fungicide-Mildewstat-Virucide*

ProGienics Concentrated Carpet Deodorizer and Hard Surface Disinfectant is a highly effective product that can be used in industrial, institutional, commercial areas such as motels, hotel chains, movie theaters, nursing homes or hospitals.



- ***Kills Pandemic 2009 H1N1 Influenza A Virus formerly called swine flu.**
- **Carpet Cleaner & Deodorizer**
- **Deodorize upholstery, draperies and other porous synthetic materials**
- **Water & Smoke Damage Restoration**
- **Clean & Disinfect hard nonporous surfaces**
- **Control Mold & Mildew**
- **Economical Concentrate**

ProGienics

Carpet Deodorizer & Hard Surface Disinfectant

A “One-Step” Hospital Disinfectant, Virucide, Fungicide, Mildewstat and Cleaner.

***USE PROGIENICS FOR CLEANING & DEODORIZING CARPET:** This product can be used in industrial, institutional, commercial areas such as motels, hotel chains, movie theatres, nursing homes or hospitals.

For Portable Extraction Units: Mix 2 ounces of ProGienics per 1 gallon of water.

For Truck Mounted Extraction Machines: Mix 2 ounces of ProGienics per 1 gallon of water and meter at 4 gallons per hour.

For Rotary Floor Machines: Mix 2 ounces of ProGienics per 1 gallon of water and apply at the rate of 300-500 sq. ft. per 1 gallon.

***USE PROGIENICS FOR DEODORIZING UPHOLSTERY, DRAPES AND OTHER POROUS MATERIALS:** To use a deodorizer against water damage, extract excess water. Dilute 2 to 4 ounces of ProGienics per gallon of water.


***USE PROGIENICS FOR WATER & SMOKE DAMAGE RESTORATION:** Effective against odor caused by smoke and water damage in institutional, industrial and hospital settings. Dilute 2 ounces per gallon of water.

***USE PROGIENICS FOR CLEANING & DISINFECTING HARD NONPOROUS SURFACES:** This product can be used in a wide range of applications including hospitals, nursing homes, medical and dental offices and clinics, day care centers, institutional facilities, business and office buildings, hotels and motels, transportation terminals, apartments, schools and colleges, churches, classrooms, athletic facilities and locker rooms, exercise rooms and movie theatres. Dilute 2 ounces per gallon of water.

***PROGIENICS IS EFFECTIVE AGAINST THE FOLLOWING:**

Acinetobacter baumannii, Bordetella bronchiseptica, Campylobacter jejuni, Enterococcus faecalis, Escherichia coli 0157:H7, Vancomycin Resistant Enterococcus faecalis (VRE), Escherichia coli, Klebsiella pneumoniae, Listeria monocytogenes, Pseudomonas aeruginosa, Salmonella enterica, Shigella dysenteriae, Staphylococcus aureus, Community associated Methicillin resistant Staphylococcus aureus CA MRSA, Staphylococcus aureus Methicillin resistant, Vancomycin Intermediate resistant Staphylococcus aureus VISA, Streptococcus salivarius, Avian Influenza A H5N1 virus, Avian Influenza A H9N2/Turkey/Wisconsin virus, Hepatitis B Virus (HBV), Hepatitis C Virus (HCV), Herpes Simplex virus Type 1, Human Coronavirus, Influenza A2/Japan virus, Influenza A H1N1 virus, Norovirus Norwalk-like virus, HIV-1 and more.....

***USE PROGIENICS TO CONTROL MOLD & MILDEW:** Use this product to control the growth of mold and mildew and their odors on hard, nonporous surfaces. Dilute 2 ounces per gallon of water.

PRODUCT SPECIFICATIONS			
	Color:	Clear	Hydrocarbon Solvents: None
	Odor:	Mild	Emulsification: Excellent
	pH:	11.5 – 12.0	Detergency: Excellent
	Viscosity:	Water thin	Biodegradability: Complete
	Foam:	Low	Storage/Stability: 2 years
	Base:	Dual Quaternary Ammonium Chlorides	Weight per gallon: 8.68 lbs./gal.
	Solubility:	Complete with water	Freeze/Thaw Stability: Keep from freezing

*Please refer to container label for a complete list of use instructions and precautions.



Available Size:

V14-14MN

4/1 GALLON

Phone: 800.562.4492— www.cpturf.com